

GMI's Multiple Sclerosis (MS) Research Study Update

STUDY INFORMATION

5
YEAR Recruitment Period

2021
Expected Completion Date

22 Live Sites

10 Study Sites Opening 2020

PARTICIPANTS TO DATE

1,900 Recruited

48
YEARS Average Age of Participants

69%

31%

LIVE SITES BY COUNTY:

Hospitals

Cork
Armagh
Derry
Dublin x3
Galway

Primary Care

Antrim x2
Cork x2
Donegal
Dublin x3
Galway
Kerry
Longford
Louth
Roscommon
Wexford x2

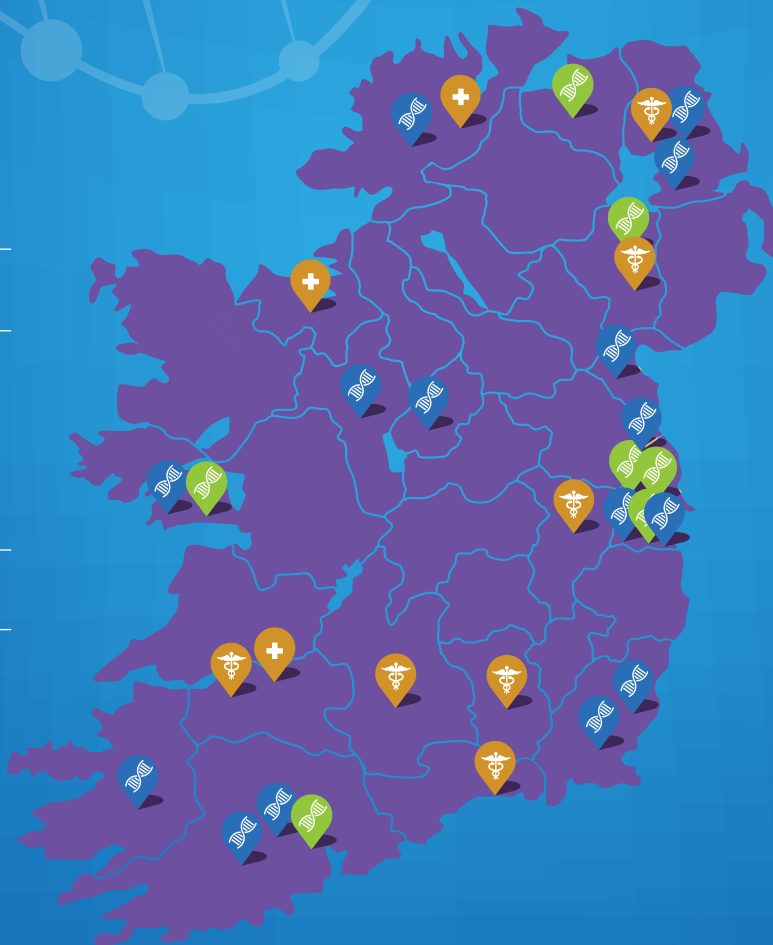
STUDY SITES OPENING IN 2020

Hospitals

Letterkenny
Limerick
Sligo

Primary Care

Antrim
Armagh
Kildare
Kilkenny
Limerick
Tipperary
Waterford



Primary Findings

Average Age at diagnosis 35.6 Years

Most Common Symptoms at Diagnosis

Sensory symptoms in lower limbs	29%
Motor symptoms in lower limbs	26%
Sensory symptoms in upper limbs	26%
Visual symptoms	23%
Numbness other area	17%
Bladder issues	16%
Fatigue	15%

Multiple Sclerosis (MS) Subtypes

Relapsing Remitting	61%
Secondary Progressive	27%
Primary Progressive	8%
Subtype Unspecified	3%
Clinically Isolated Syndrome	<1%
Radiologically Isolated Syndrome	<1%
Other	<1%

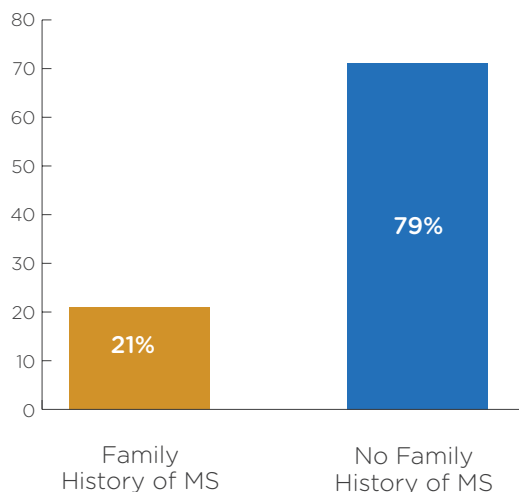
Ambulation Status

Without help or assistance	71%
Unilateral assistance	15%
Wheelchair	8%
Bilateral assistance	6%

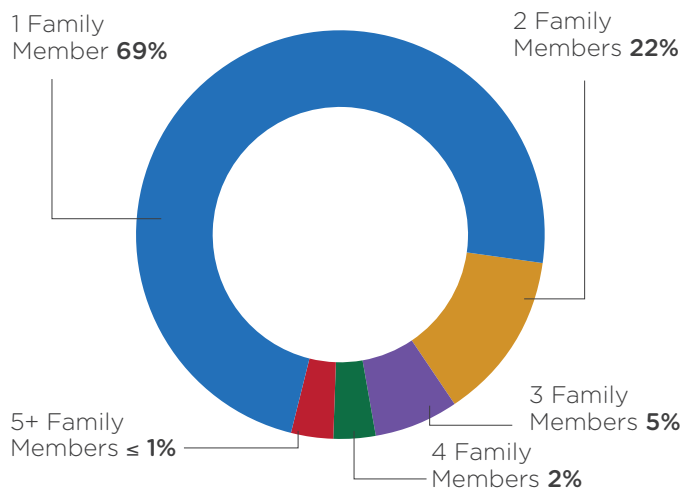
Living Environment

	Urban	Rural
Infancy (<1 year)	51%	49%
Childhood (1-9 years)	51%	49%
Adolescence (10-19 years)	52%	48%
Early Adulthood (20-39 years)	64%	36%
Adulthood (40-64 years)	51%	49%
Late Adulthood (65+ years)	47%	53%

Family History of MS



Participants with Family History of MS



*All findings are based on preliminary data and are subject to change

